

www.vst-control.de

# JX-8v

## Manual




The Software **JX-8v** was developed to remotely control the following Synthesizers:

- Roland JX-8p
- Roland MKS-70 (with some restrictions. See **MKS-70v** at [www.vst-control.de](http://www.vst-control.de) for full MKS-70 support)

These two popular synthesizers have as many of their colleagues from the 80s only a few knobs and faders.



The separately available PG-800 solved that Problem.



Who is not in possession of such a PG-800 can now operate the JX-8p with the program **JX-8v** using the mouse and / or a midi controller box (Doepfer Pocket Control, etc.)

**But it gets even better:**

Once installed and the MIDI ports saved the JX-8p can be played almost like a normal VST instrument. Almost all parameters can be controlled via VST automation.

Presets from the synthesizer can be loaded into the plugin and vice versa.

# Manual:

**JX-8v** was developed primarily to operate a JX-8p. Some global parameters called 'patch parameters' in the JX-8p differ from those in the MKS-70. The rack-mounted MKS-70 is actually two synthesizers, and has additional parameters, eg the mixing ratio of the two tones. These parameters are implemented in the plugin **MKS-70v**.

Almost all parameters can be automated and edited with the CUBASE VST-automation.

## User interface:



JX-8p/MKS-70:

Switch between MKS-70 and JX-8p mode

ToneA/ToneB:

The JX-8p has only one tone, the MKS-70 has two tones, Tone A and Tone B.

Midi Events thru:	Select whether incoming MIDI data, e.g. "Note on" commands to be forwarded to the output.
Unit Channel:	Who has more than one JX-8p can control each of them on different Unit channels.
Sysex in:	Selection of the Midi port that goes to the JX-8p Midi output
MIDI out:	Selection of the Midi port that goes to the JX-8p Midi input
Save Midi Ports:	Saving Midi port settings (midi-in.txt and midi-out.txt)
Send Snapshot:	All controllers send their current value as sysex data.
Lock Presets off/on:	Lock or unlock default presets
Mode: Receive/Send:	Switching between transmit and receive mode. The JX-8p sends all the preset parameters of a sound as sysex string. To receive a patch from the JX-8p set this switch to Receive.
Synth Presets:	In this Panel the JX-8p presets can be written or changed via Sysex command to the JX-8p.
Edit Midi CCs:	Showing and editing midi CCs.
Save MIDI CCs:	The settings of the MIDI CCs are saved in the file JX8v-midi.txt.
Send Patch Param:	This sets whether the global patch parameters are to be sent or not.

To transfer presets from the JX-8p into the software:

- *Sysex in:* Selection of the Midi port that goes to the JX-8p Midi output
- *Mode:Receive/Send:* set to *Receive*
- Press a tone Key on the JX-8p. The JX-8p sends all Tone parameters of the selected sound as a sysex string.

To transfer presets from the **JX-8v** into the JX-8p:

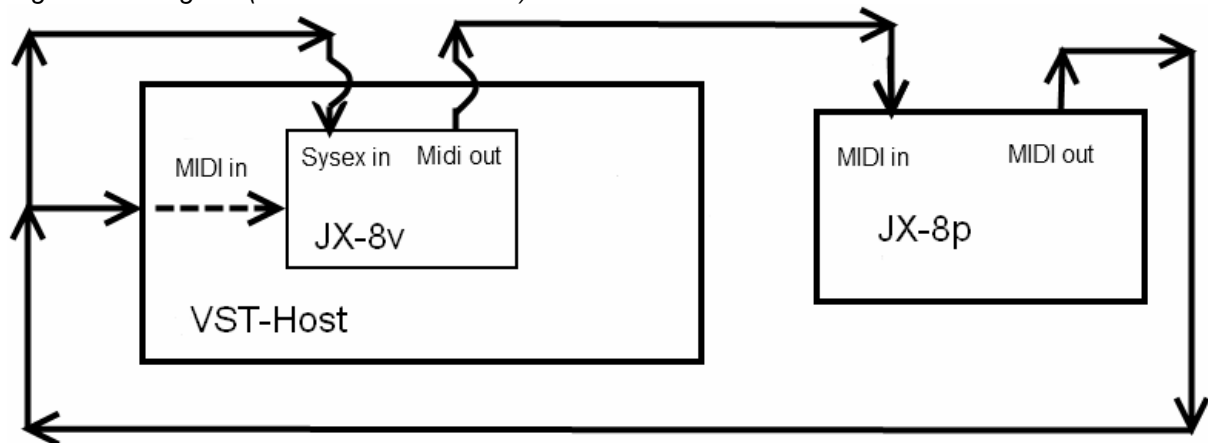
- *MIDI out:* Selection of the Midi port that goes to the JX-8p Midi input
- *Mode:Receive/Send:* set to *Send*
- Choose a preset:



There are two VST plug-in versions. Since some VST hosts such as Cubase don't forward sysex data from VST plug-ins, there is a VST plug-in versions with internal MIDI interface. That means the midi and sysex data is routed directly from the plugin to the synthesizer, the host application will be bypassed. That is why your MIDI interface driver has to be **multi-client capable!**

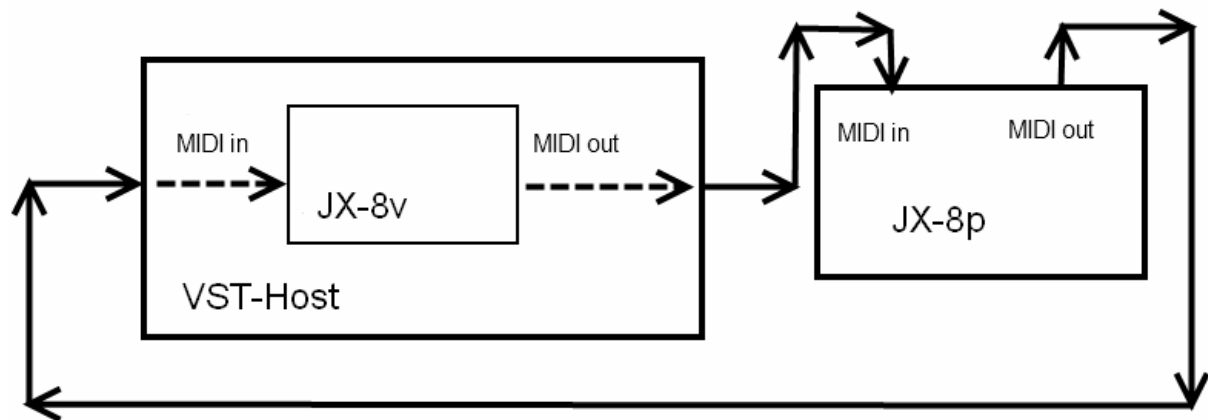
VST-plugin version with "internal" MIDI Interface: (JX-8v3.dll)

Signal flow diagram (internal MIDI Interface):



VST plug-in version that uses the MIDI interface of the host software (JX-8v3M.dll):

Signal flow diagram (Midi-interface of the VST host is used):



The program was created with "**Synthmaker**" by the company "**Outsim**"

**Restrictions:**

Currently, there are still problems when running multiple vst-control plug-ins. That means if you want to control a JX-8p and an Alpha Juno at the same time you get note hangs and so on.

Outsim knows this problem and it will hopefully be corrected in the near future.

Bei Fragen und Anregungen:

[info@vst-control.de](mailto:info@vst-control.de)

© Sebastian Meinders